

INSPIRE Your Working Week

INSPIRE, the College's online learning platform, is by members for members. Since its launch a couple of months ago, it has been building content so there is something attractive for ophthalmologists of all grades. With the opening of the new Associate category of Membership, there will also be materials suitable for Undergraduate & Foundation Doctors and Eye Care Professionals.

The ultimate aim is that INSPIRE will be the go-to site for members for all their educational needs. So how will you use the platform? What further materials do we need to develop? How can you contribute to INSPIRE?

We have looked at a number of potential user profiles to try to answer these questions, and to see how INSPIRE might fit into your working week. We would like to hear your real-life stories too, to help us develop the platform.

In the examples below, each scenario describes a time when a College member might use INSPIRE to meet a learning need, followed by the [Programme / Course](#) in which they would find the relevant materials, or could help contribute.

Anne, Consultant Ophthalmologist



Monday am

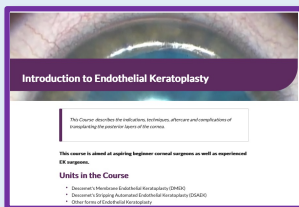
This morning a new trainee came to see me. He has just started our Ophthalmology Local Training (OLT) programme and I am his Educational Supervisor. I have supervised deaney trainees before, but I need to find out the differences for OLT Trainees.

[Trainee \(OLT/OST\) / Specialty versus Local training](#)

Tuesday eve

On my theatre list tomorrow will need to perform an Endothelial Keratoplasty in a patient with a glaucoma tube. I would like to find out tips on how best to manage this.

[Cornea & Ocular Surface / Keratoplasty](#)



Wednesday

On Friday next week I will be chairing the regional teaching session on "Management of Penetrating Injury". I want to find out more about how to set preparatory work for the participants so we can make best use of the teaching time by including more discussions on the day. I therefore want to find some materials that I can share beforehand, and others that I can use during my presentation.

[Trainer \(TTT\) / Teaching & Learning](#)

[Cornea & Ocular Surface / Anterior Segment Trauma](#)

Thursday

As Corneal Consultants we have ideas about how we can streamline our crosslinking service by training practitioners to perform the procedures, and using remote follow up. I would like to revise how to write an efficient business case to fund the training, and find out whether there are examples of other units having used this model.

[Manager / Developing your service](#)

[Cornea & Ocular Surface / Service delivery](#)

Friday eve

Now my children have left home I feel that it is time to do something a little different. At my trust it is possible to take a sabbatical, and I am keen to work overseas for a while, so I would like to find out how to go about this.

[Established Ophthalmologist / Motivation tactics in mid-career Global Eye Care / Global capacity building](#)

George, SAS Ophthalmologist



Monday am

Feeling invigorated after the weekend, I am keen to listen to an audio recording on my way to work. I see quite a few patients with Retinitis Pigmentosa, so I tune in to "How assistive technologies help patients with visual impairment".

[Community Eye Care / Support for Eye Patients in the Community](#)

Tuesday non-clinical session

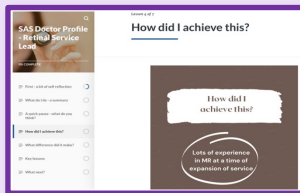
My appraisal is due next month, and I have heard that when evidencing CPD, reflection is more important than the uploading of certificates. I find some guidance on this, and some tips for reflective writing. I am also attracted to a section on how use appraisal to set objectives for taking on a new role, as I want to develop new skills.

[Established Ophthalmologists / Continuing Professional Development Trainer \(TTT\) / Appraiser Skills](#)

Wednesday eve

Speaking with my Medical Retina consultant colleague, I raised the possibility of taking on more responsibility. She had heard of other SAS doctors leading screening clinics, laser lists or injection services, and would be keen to support me. I find a profile of an SAS doctor who has become the retinal service lead, and the course asks me several questions that helped me to work through my own ideas.

[SAS Ophthalmologists / Additional Responsibilities for SAS](#)



Thursday pm

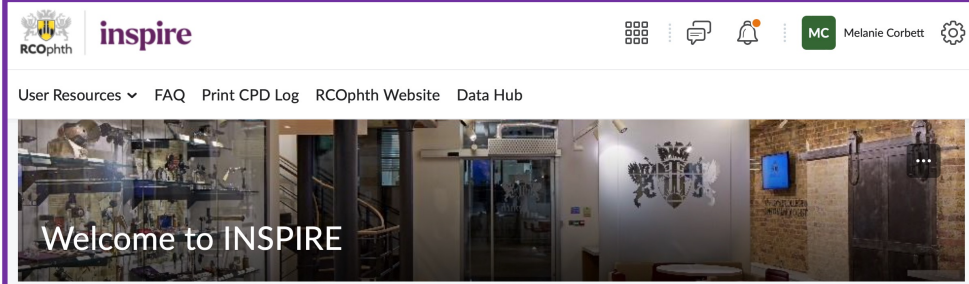
After a discussion with the service manager, I scan the Management and Leadership Programmes for courses to help me set up a new facet of the service, including how to build a multiprofessional team.

[Medical Retina / Service Delivery Leader / How to understand yourself as a Leader Manager / Managing your Staff Ophthalmic Practitioner Training / Implementation of OPT in Units](#)

Friday eve

I start to wonder what I am potentially taking on! I take time to have a relaxing dinner with my family, but resolve to study courses on work-life balance next week.

[Wellbeing & Mentoring / Wellbeing for Clinicians / Time management](#)



Jess, Trainee (OST / OLT 4)



Monday am

I am due to teach the medical students at 9.30am. I have downloaded the presentation "The Red Eye" and have a quick look at the accompanying notes to remind myself of the questions to ask about each case.

[Clinician: Fundamental Eye Care / Sudden loss of vision](#)

Monday on the bus home

Tomorrow I hope to do the case of phaco with a small pupil, so I study videos and the associated teaching tips. I am attracted to a course on remote supervision of simulated surgery, and I will discuss with my consultant about setting it up.

[Cataract / Challenging Cases and Complications](#)

Tuesday am

In clinic I pick up the notes of a young adult with Rieger's anomaly. I look up the clinical signs and prognosis so I can explain to the patient. I watch a video on gonioscopy skills to ensure that I am assessing the angle accurately prior to completing a Case based Discussion (CbD).

[Glaucoma / Childhood Glaucomas Clinician: Clinical skills / Anterior Segment Skills](#)

Tuesday eve

We got good images for the patient this morning, and several learning points came out from the CbD. I have written up the case using the Submission Form, and I am now sending it to the editor via the Contributions Area.

[Contributions Area / Clinician: Clinical Decision Making](#)

Wednesday pm

In my study session I am preparing a journal club presentation, so I check the steps required for critical appraisal of a paper, and how to present it.

[Researcher / Clinical Studies](#)

Thursday am

I am upset. In theatres I just dropped a nucleus, so I am checking the guidance on duty of candour before I speak to the patient and their relatives. Later today I will check the unit on complaints, so I am prepared if it comes to this.

[Manager / Patient Safety and Complaints](#)

Friday pm

At teaching I meet another trainee who will be sitting their Part 2 FRCOphth exam. We resolve that for the next month, we will both study one Clinical Decision Making case each day. I mention that the Exams menu in the Catalogue is a useful way of finding relevant materials on INSPIRE.

[Clinician: Clinical Decision Making RCOphth.ac.uk / INSPIRE - Catalogue / Exams / Part 2](#)

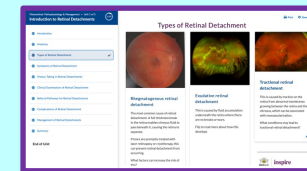
Hussein, Practitioner (OPT Learner)



Monday

I am excited because I have just passed my Level 1 OPT in Emergency Eye Care, so I consult the Curriculum to identify the new skills I need for Level 2, and see what resources are available to support me.

[Curriculum / Clinical Assessment & Patient Investigation Ophthalmic Practitioner Training / OPT Curriculum](#)



Tuesday am

I see a patient with Acute Angle Closure Glaucoma, so I consult the RCOphth guideline, and later today I will do the learning modules associated with this.

[Glaucoma / Guidelines Emergency Eye Care / Emergency Red Eye](#)

Wednesday pm

A new Level 1 Learner has joined the department. I teach him how to evert an eye lid and show him where to find appropriate materials to revise this on INSPIRE

[Clinician: Clinical Skills / Anterior Segment Skills](#)

Thursday eve

Now I am starting my Level 2, I need to become more confident at examining the retina and spotting a possible retinal detachment. I like the structured approach in the VR Programme.

[Vitreoretinal / Vitreoretinal Assessment](#)

INSPIRE is a brand new venture for RCOphth Education. Our editorial teams will be adding more materials, so please let us know what you would like to see on INSPIRE, and how you can contribute:

INSPIRE@rcophth.ac.uk Help bring your inspiration to life!



Melanie Corbett
Tele-Learning Lead



Rebecca Ford
Chair of Education